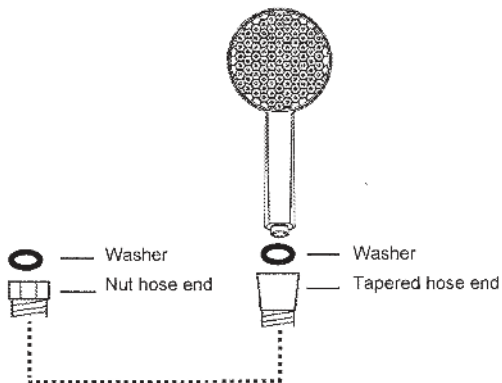


GLIDE (ROUND) & GLIDE SYNTRA (SQAURE) HAND SHOWER (All Pressure Installations) INSTALLATION INSTRUCTIONS

GLIDE (ROUND)

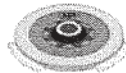


1. Hand tighten handset to tapered end of hose and ensure seal washer is in place.
2. Connect nut end of hose to water supply and ensure the seal washer is in place and lightly nip up with a spanner.

WELS – Mains pressure only

To achieve the 3 star 9.0 l/m rating remove washer and install the WELS restrictor washer between the **wall elbow outlet thread and hose**.

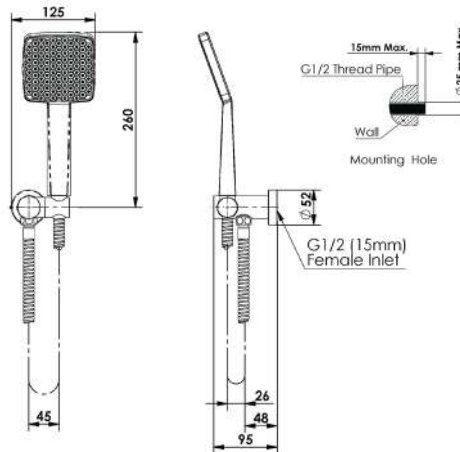
- a. Top side with O-ring facing upwards..



Technical Data

- Wide bore hose.
- Maximum water pressure - 500kpa.
- If pressure over 500kpa will require a limiting valve.
- Maximum hot water temperature - 70°C.
- Installation shall be in accordance with the AS/NZS3500 series of standards.

GLIDE SYNTRA (SQAURE)



RESIDENTIAL WARRANTY

Where Greens tapware and showers are purchased for use in domestic residential installations, the purchaser or end user may have recourse or remedy under any relevant consumer protection legislation. In addition, Greens undertakes to replace (at Greens discretion) the shower fitting, if it is discovered that such shower contains a material defect which arose in the course of manufacture. The warranty commences on the date of purchase of the product.

WARRANTY: 5 Years

5 Years - Replacement product or parts.

1 year - Hoses

COMMERCIAL WARRANTY

This applies to all non-residential installations including (but not limited to) hotels, motels, rest homes, hospitals, offices, retail outlets, gyms, factories, schools and restaurants. The product is warranted to be free from defects in materials and workmanship and the warranty commences on the date of purchase of the product.

WARRANTY: Replacement product or parts

Handset & Hose - 1 Year .

WARRANTY CONDITIONS:

The following conditions must be met, or the warranty will be deemed null and void.

1. Proof of purchase (invoice or receipt) must be provided.
2. The Greens product warranty is applicable only on items purchased and installed in Australia.
3. The claimant must be the original purchaser.
4. The product must be in the original building it was installed in.
5. Greens installation instructions must be followed.
6. Temperature and pressure limits within the installation instructions must apply.
7. All products must be installed to relevant National Standards and State Regulations.
8. The product has not been tampered with or repaired in any way.
9. The product has not been damaged by misuse, accident, or neglect.
10. The product does not contain excessive debris.
11. The product has not been exposed to external environmental elements.
12. Use of improper cleaning products, including cream cleaners and cleaners containing corrosive acids, scouring agents or solvent cleaners will void this warranty.
13. Other conditions may apply depending on the nature of the installation.

Greens shall in no way be liable to the purchaser or end user of Greens Tapware or showers for any loss, damage (direct, indirect or consequential), cost or expense suffered or incurred by that person other than as provided in the above provisions, under any relevant consumer protection legislation or as consented to by Greens Tapware in writing in advance.

Distributed by: Greens Global Limited

PO Box 5055, Hamilton, 3200

22 The Boulevard, Te Rapa, Hamilton 3200

Phone: 07 849 0109, Fax: 07 849 0540

Website: www.greenstapware.com

Email: nzsales@greenstapware.com

Service Hotline: 0800 655 455