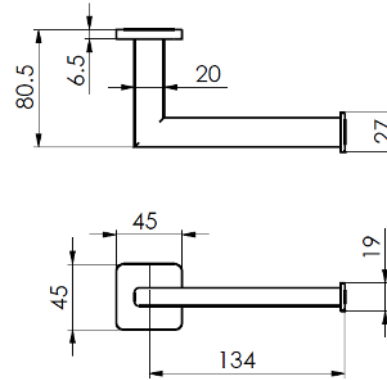


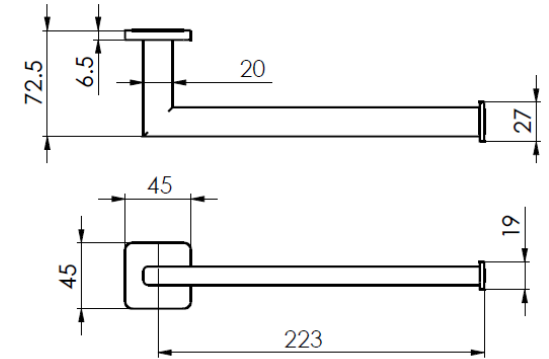


ZURI ACCESSORIES INSTALLATION INSTRUCTIONS

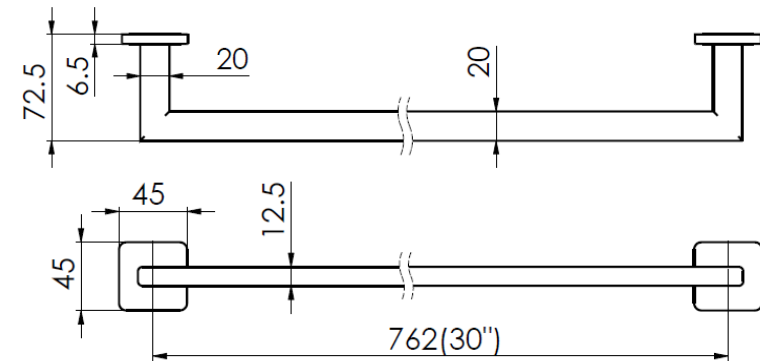
TOILET ROLL HOLDER



HAND TOWEL HOLDER



762mm SINGLE TOWEL RAIL



Please contact country of purchase .

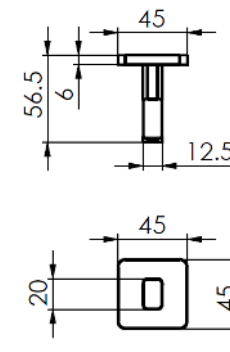
NZ:

Distributed by: Greens Global Limited
PO Box 5055, Hamilton, 3200
22 The Boulevard, Te Rapa, Hamilton 3200
Phone: 07 849 0109, Fax: 07 849 0540
Website: www.greenstapware.com
Email: nzsales@greenstapware.com
Service Hotline: 0800 655 455

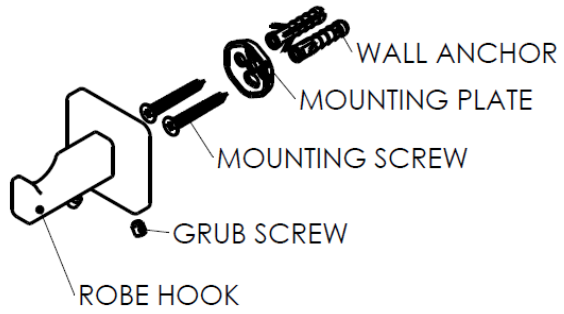
Distributed by: Greens Global AUS PTY LTD

36 Naxos Way, Keysborough VIC 3173
Phone: 1800 244 487 Fax: 1800 244 212
Email: aussales@greenstapware.com
Website: www.greenstapware.com
Service Hotline: 1800 244 992

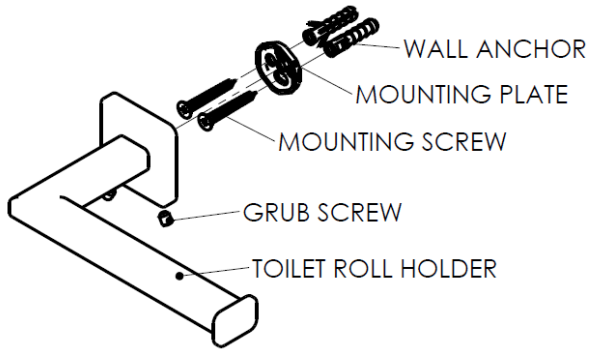
ROBE HOOK



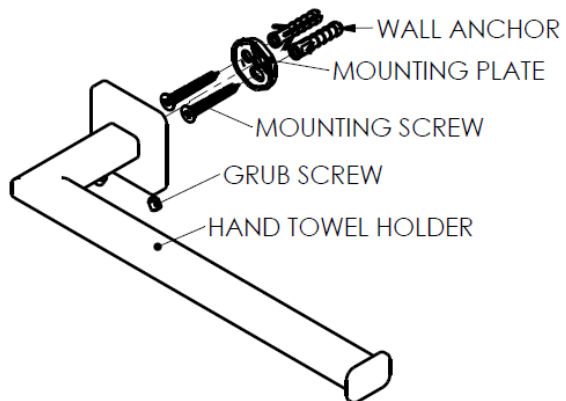
ROBE HOOK



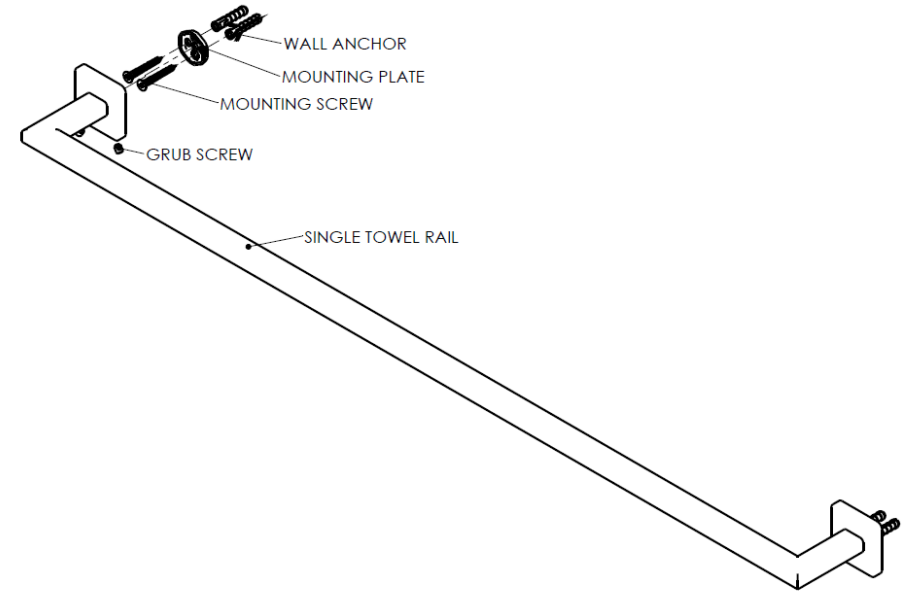
TOILET ROLL HOLDER



HAND TOWEL HOLDER



SINGLE TOWEL RAIL



INSTALLATION INSTRUCTIONS

1. Remove the mounting plate by backing of the grub screws.
2. Place the mounting plate in the required position and screw to finished wall.
 - a. Towel Rails: Mark out first and check as **must be level**.
 - b. Drill pilot holes, if required.
 - c. Anchor sleeves are provided for masonry walls.
3. Install accessory to mounting plate and tighten the grub screws.

Note: All accessories must be **attached to a wooden stud or nog**, this will support the product over time. New builds or renovations it is best to pre plan for support locations.